

Information Update

PVCTI19 - Issue 3 - March 2025

projects@passivent.com
www.passivent.com
+44 (0)1732 850770

passivent

 **wienerberger**

EXTERNAL WEATHER LOUVRES SPECIFICATION DOCUMENT

Product Description:

Passivent External Weather Louvres are suitable for internal or external use as framed units. Used for fixing in front of Passivent Internal Insulated Louvres.

Available in 2 different styles; flanged frame or recessed frame.

Construction Details:

The 45 degree blade designs are set at 30mm pitch for high strength and low air flow resistance.

Flange frame units are supplied with a 57mm surround flange with fixing holes as standard.

Recessed frame units are supplied with fixing brackets as standard.

Fixings, by others, to suit onsite requirements.

Manufactured from extruded aluminium sections with mitred and welded corners.

Available in mill finish, satin anodised or powder coated.

Louvres can be also supplied with 4mm large insect mesh which will also provide bird resistance.

Performance data:

Airflow: The louvre system has been tested to achieve a discharge coefficient of Cd 0.3.

Rain Rejection: The louvre system has been tested by BSRIA to BS EN 13030: 2002 and is 98.6% effective (class B).

Available Sizes:

Heights of 300 up to 1500mm (Wall) and 1505mm (Window)

Lengths of 300 up to 3000mm

Maximum 3m² with maximum height of 1500mm (Wall) and 1505mm (Window)

Note: The above dimensions are nominal opening sizes.

Non standard sizes are available on request.

Options:

Heavy duty option available. Additional concealed louvre supports and fitted to increase resistance to impact. Ideal for use in vulnerable public spaces or sports halls.

Fixing brackets on recessed louvre.



Note: Flanged Frame Shown

Please see reverse side for drawings

Information Update

PVCTI19 - Issue 3 - March 2025

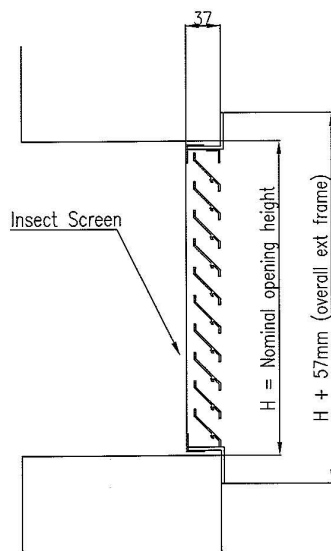
projects@passivent.com
www.passivent.com
+44 (0)1732 850770

passivent


wienerberger

Technical Drawings

Flanged Frame Weather Louvre

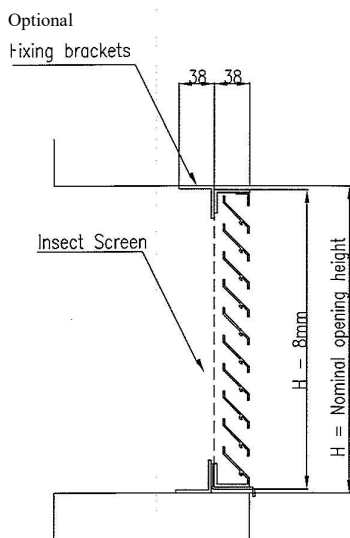


End Section View




External View
(Wall opening shown dotted)

Recessed Frame Weather Louvre



End Section View



External View
(Wall opening shown dotted)

Passivent maintains a policy of continuous development and reserves the right to amend product specifications without notice.