

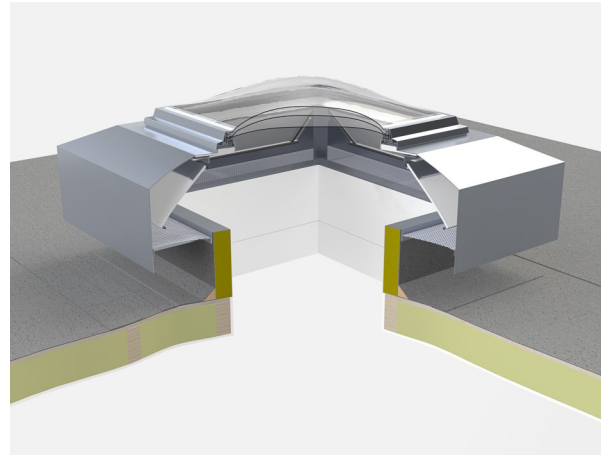
LITEVENT SPECIFICATION DOCUMENT

Product Description:

The Litevent combines a controllable ventilator and a rooflight, for installation on flat or low-pitched roofs. Provides controllable ventilation with low energy consumption.

Construction Details:

Mill finished aluminium upstand with insulated core, incorporating insulated ventilation on all four sides. White internal finish. Builders kerb and integral upstand options available. Triple-skin polycarbonate glazing on aluminium frame. Dome shaped glazing. Weather protection and ventilation with insect screen.



Performance Data:

Maximum ventilation area, see table below.

The unit has been subjected to large soft body impact testing by BRE and may be considered non fragile to HSG 33. It will resist a soft body impact of at least 1200 joules.

Internal and External fire spread. Ratings to BS 476: Part 7: 1987 are: Class 1 for internal surfaces of the upstand and frame, and class 1Y for the polycarbonate glazing.

A polycarbonate rooflight with class 1 rating may be regarded as having an AA designation for external fire spread.

10 year post formed warranty on glazing against yellowing and loss of light transmission and impact resistance.

Driving and deluge rain resistance.

4mm screen in cowl excludes nesting insects.

The upstand and triple-skin glazing give good thermal insulation and minimise the risk of condensation.

Light transmission varies with glazing finish—clear 69%, diffused 66% and bronze 42%.

G-values for the glazing are—clear 0.59, diffused 0.56 and bronze 0.43.

All Litevents have a Cd value of 0.77.

Table to show Sizes and Product Information:

Litevent Size (mm x mm)	Daylight Area (m ²)	Ventilation Free Area (m ²)
600 x 600	0.270	0.550
750 x 750	0.448	0.630
900 x 900	0.672	0.690
1050 x 1050	0.941	0.770
1200 x 1200	1.254	0.860
1200 x 900	0.918	0.770

Standard Actuator (supplied with product):

4No 24V modulating (0-10V signal).

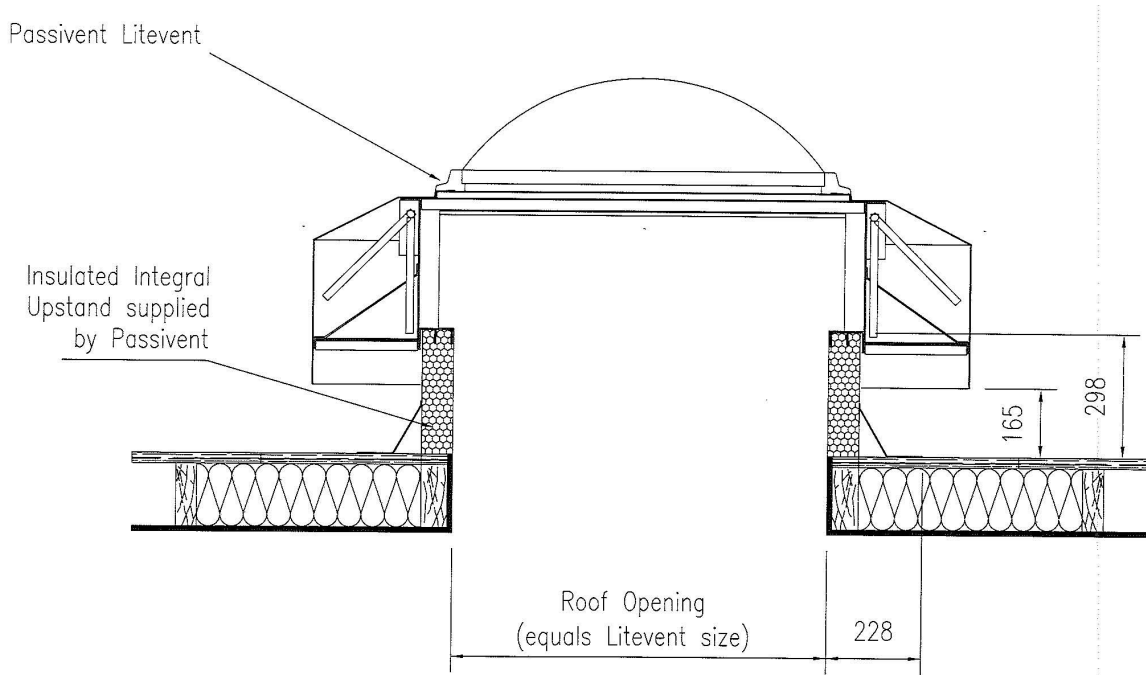
Information Update

PVCT118 - Issue 1 - May 2018



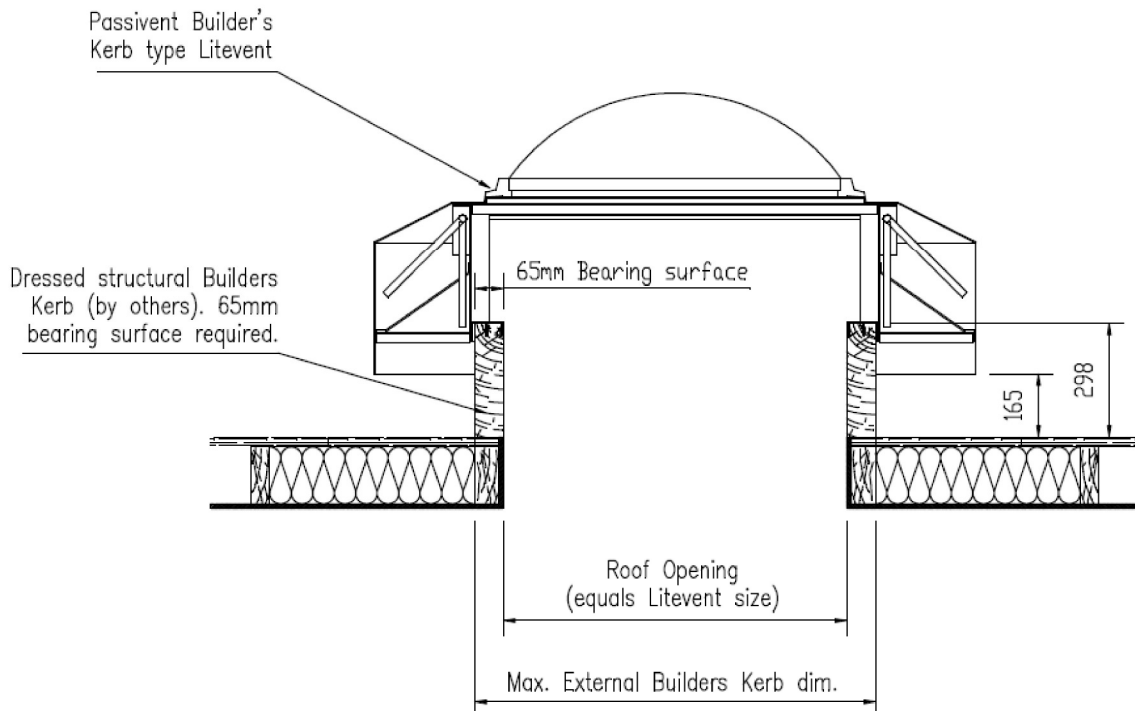
Email: projects@passivent.com
Web: www.passivent.com
Tel: +44 (0)1732 850770

Technical Drawing: Litevent with Integral Upstand:



Note: For a metal deck roof installation, our builders kerb version is required instead. The builders kerb will be site fabricated (by others).

Technical Drawing: Litevent on structural Builders Kerb:



Note: Site fabricated builders kerb (by others). The maximum external kerb dimension is the Litevent size plus 130mm overall e.g. 1,200 x 1,200mm. Litevent requires a 1,330 x 1,330mm overall finish kerb size.

Passivent maintains a policy of continuous development and reserves the right to amend product specifications without notice.