

THERMAL WALL AIRCOOL SPECIFICATION DOCUMENT

Product Description:

The Passivent Thermal Wall Aircool has been specifically designed to supply buildings with tempered, fresh air during cooler weather. The unit also provides a fresh air inlet in warmer conditions, when warming is not required. The unit will provide fresh air ventilation throughout the year and a secure night cooling strategy in warmer weather.

Construction Details:

External Louvres: Frame and weather louvres are extruded aluminum powder coated to standard RAL color to suit with 4mm black polypropylene insect screen.

Internal louvre: Double skin aluminum louvre blades with ABS thermal break and blade compression seals. Actuator provided with terminal block and removable aluminum cover for ease of maintenance. Actuators can be mounted on either left or right hand side of the louvre viewed from internal side. Right hand side is standard.

Heating coil: Copper tubes and 0.2mm thick aluminum fins within a galvanised steel frame. 15mm outside diameter copper stub tube, for pipework connections, by others. Internal temperature sensor supplied within unit (to be wired to actuator terminal block).

Wall Sleeve: Through the cavity wall, constructed of aluminum sheet to suit wall depth. 2" channel to allow for pipe work entry, includes 75mm cut out.

Cover Grille: Frame and blades are extruded aluminum and supplied to RAL9016 (gloss) white. Other colours are available on request. Fixings and cover caps supplied.

Performance data:

Internal frame and louvres when closed achieve a Class 1 rating when tested to BS 476: Part 7: 1987.

Weatherability rating to BS6375: Part 1 – 1000 pascals.

External louvres provide 98.6% rain rejection when independently tested at BSRIA using the BS EN 13030:2001. Tested to BS 6375: Part 1: 1989 the closed ventilators provide an air leakage of 9.7m³/hour/m² at 50 Pa pressure. 0.54m³/hour/m² at a more realistic operating pressure of 2 Pa.

Appraised under BS EN ISO 9001.

Aircool louvre with heating coil overall inflow Cd value of 0.35.

All Aircool louvres have a U-value of 0.86W/m²K when closed in the vertical position (wall mounted).

Available Sizes:

Heights of 255 mm up to 1490mm.

Lengths of 490 mm up to 2300mm.

Minimum wall depth 310mm with internal cover grille including channel

Standard Actuator (supplied with product):

24V Modulating (0-10V signal).

Options:

External weather louvres can be provided with additional support mullions to resist vandal attack.

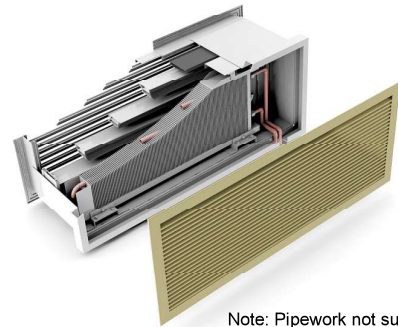
Actuators can be mounted on either left or right hand side of the louvre viewed from internal side. Right hand side is standard.

Acoustic versions available.

Cover Grille Options

1 way and heavy duty.

NOTE: The water flow controls package is not supplied by Passivent, the chosen controls company must ensure they are compatible with the product, this includes the internal temperature sensor (NTC10K3A1). Adequate water temperature must be supplied via the boiler house controls during periods of low external temperature for frost protection. A heating control valve required as part of the controls package by others.



Note: Pipework not supplied

Information Update

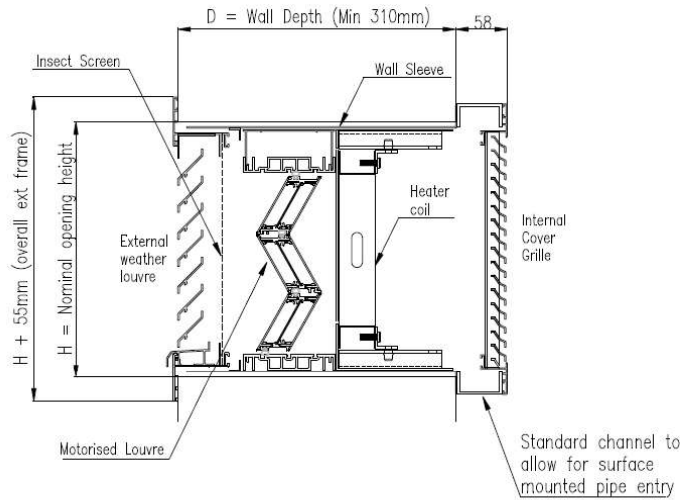
PVCT110 - Issue 1 - January 2019



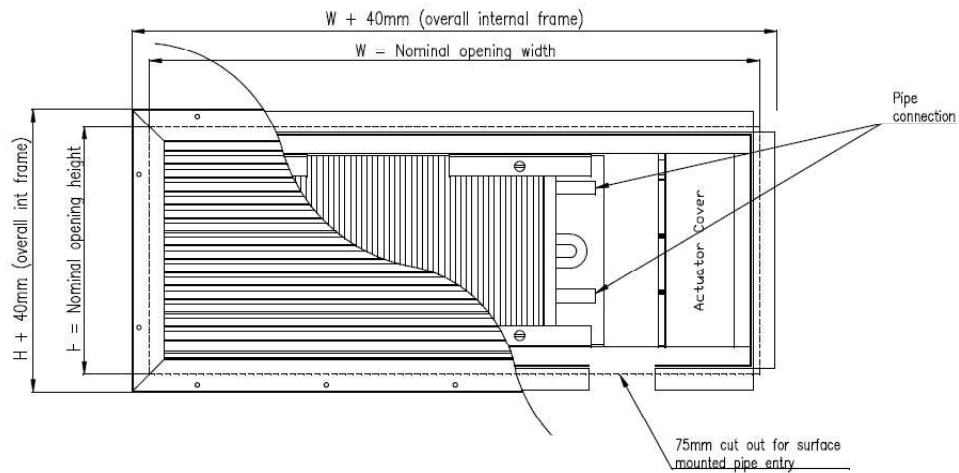
Email: projects@passivent.com
Web: www.passivent.com
Tel: +44 (0)1732 850770

Technical Drawing:

Side View



Front View (Wall opening shown dotted)



NOTE: Heating valve cannot be mounted inside Aircool.
Should be mounted upstream on pipework, e.g., above suspended ceiling.

Passivent maintains a policy of continuous development and reserves the right to amend product specifications without notice.